




































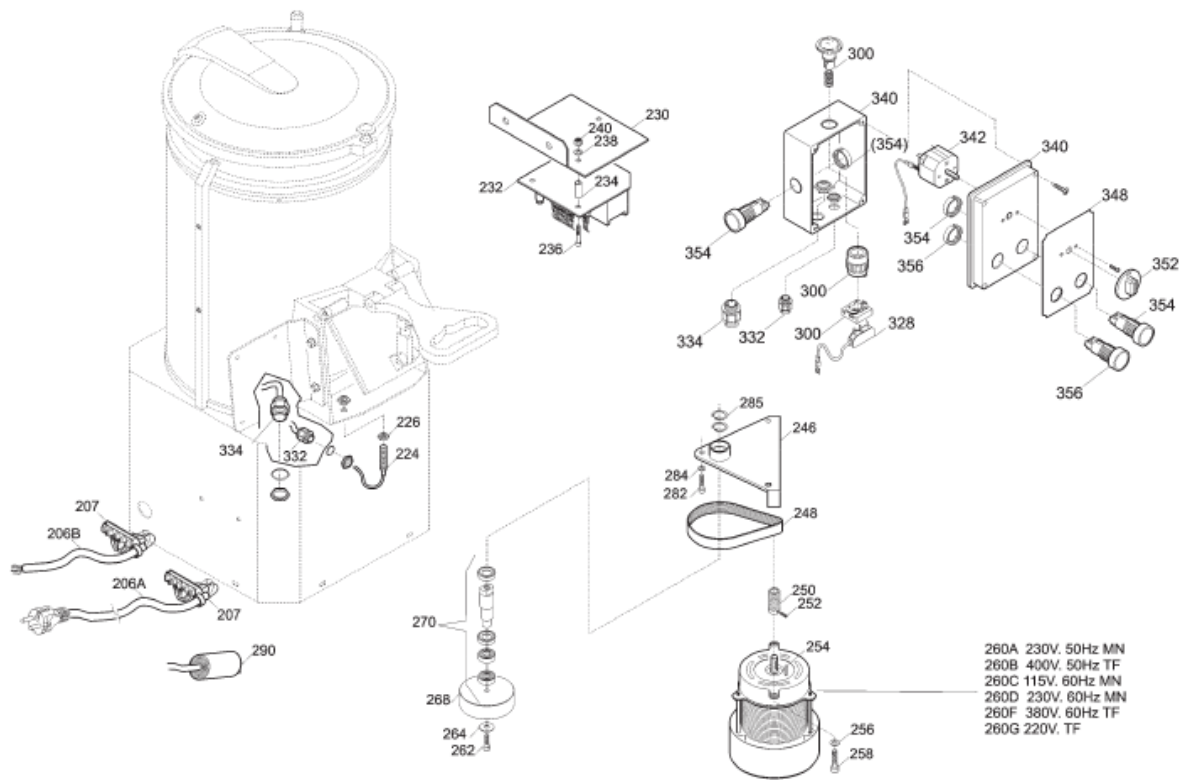


PP 15 EXPO CE

























	REF	ART	COD
	02	DECKEL FUER KARTOFFELSCHALMASCH.	RG04002
	04	KNOB FOR COVER_POTATO PEELER PP EX	RG04004
	08	FIXING SCREW FOR KNOB_P.PEELER EXPO	RG04008
	12	FAUCET FOR POTATO PEELER EXPO	RG04012
	14	COVER RING FOR POTATO PEELER EX 15	RG15014
	16	SIDE ABRASIVE SURFACE PP15 EXPO	RG15016
	18	S/S FRAME/BODY FOR P.PEELER EXPO 15	RG15018
	20	NUT FOR POTATO PEELER EXPO	RG04020
	22	FIXING SCREW FOR PP EXPO	RG04022
	24	WASHER FOR PP EXPO	RG04024
	25	SCHLEIFSCHEIBE PP15 EXPO	RG15025
	30	CONTROLS SUPPORT _ PP EXPO	RG04030
	32	DADO PLP EX	RG04032
	34	RONDELLA PLP EX	RG04034
	36	FUORI PRODUZIONE-OUT OF PRODUCTION	00-OUT
	38	HANDLE SHAFT _ PP 8-15 EXPO	RG08038
	40	LEVER _ PP 8-15 EXPO	RG08040
	42	SHAFT _ PP EXPO	RG08042
	46	FUORI PRODUZIONE-OUT OF PRODUCTION	00-OUT
	48	FLAT PLATE _ PP EXPO	RG08048
	50	DOOR _ PP 8-15 EXPO	RG08050
	52	DOOR GASKET FOR PP 15 EXPO	RG15052
	54	MAGNETIC SENSOR _ PP 8-15 EXPO	RG08054
	56	SHAFT FOR PP EXPO	RG08056



















PP 15 EXPO CE

	REF	ART	COD
	54	MAGNETIC SENSOR _ PP 8-15 EXPO	RG08054
	56	SHAFT FOR PP EXPO	RG08056
	58	WASHER	RG04058
	60	SCREW	RG08060
	62	SCREW	RG04062
	64	WASHER	RG04064
	68	SCREW	RG08068
	70	SCREW	RG04070
	74	FEET BASE FOR P.PEELER EXPO 15	RG15074
	76	FEET WITH FLAP FOR P. PEELER 15	RG15076
	80	PIEDINI PLP EX 15	RG15080
	82	BASE FOR POTATO PEELER EXPO 15	RG15082
	84	DRAIN PIPE FOR POTATO PEELER EXPO	RG04084
	90	SCREW	RG04090
	92	EXTERNAL BELT FOR P.PEELER EXPO 15	RG15092
	94	MICROSWITCH FOR PP EXPO	RG04094
	96	SCREW	RG04096
	98	NUT	RG04098
	112	FIXING SCREW FOR COVER_P.PEELER EXP	RG04112
	114	FIX.WASHER FOR COVER_P.PEELER EXPO	RG04114
	120	FIXING NUT FOR HINGE_P.PEELER EXPO	RG04120
	122	FIXING SCREW FOR MAGNET_P.PEELER EX	RG04122
	124	FIX.WASHER FOR MAGNET_P.PEELER EXPO	RG04124
	126	MAGNET-HOLDER FOR POTATO PEELER EX	RG04126
	128	MAGNETE X BOCCA ATHOS	IV5823050



PP 15 EXPO CE

	REF	ART	COD
	206A	1-PH POWER CORD FOR P.PEELER EXPO	RG04206A
	206B	CAVO ALIMENTAZIONE TF PLP EX	RG04206B
	207	MORSETTIERA CORTA PLP EX	RG04207
	224	MAGNETIC MICROSHALTER PPEXPO	RG04224
	226	NUT FOR MICROSWITCH	RG04226
	230	SUPPORTO SCHEDA COMANDO PLP EX	RG04230
	232	CIRCUIT BOARD 220/50 _ PP4-8-15 EXP	RG04232
	234	SPACER PP 4-8-15 EXPO	RG04234
	236	FIXING SCREW PP 4-8-15 EXPO	RG04236
	238	RONDELLA PLP EX	RG04238
	240	DADO PLP EX	RG04240
	246	MOTOR SUPPORT FOR PP 15 EXPO	RG15246
	248	RIEMEN FUER KARTOFFELSCHALER	RG15248
	250	PULLEY SMALL _ PP 15 EXPO	RG15250
	252	GRANO PULEGGIA PIC. PLP EX 15	RG15252
	254	MOTOR PIN PP-15 EXPO	RG15254
	256	WASHER PP-15 EXPO	RG15256
	258	SCREW PP-15 EXPO	RG15258
	260C	MOTOR 115/60/1 FOR PP 15 EXPO	RG15260C
	260A	MOTOR 230/50/1 PP-15 EXPO	RG15260A
	260D	MOTOR FOR PP15 EXPO 220/60/1	RG15260D
	260G	MOTORE TF 220 PLP EX 15	RG15260G
	260F	MOTORE TF 380V/60 HZ PLP EX 15	RG15260F
	260B	MOTOR 400/50/3 FOR PP 15 EXPO	RG15260B

	262	SCREW FOR PP 15 EXPO	RG15262
	264	WASHER FOR PP 15 EXPO	RG15264
	268	PULLEY LARGE _ PP 15 EXPO	RG15268
	270	MITNEHMER SCHLEIFSCHIEBE PP8-15EX	RG08270
	282	SCREW FOR PP 15 EXPO	RG15282
	284	WASHER FOR PP 15 EXPO	RG15284
	285	INNEURING FUER AUFSCH.	19330301
	290	KONDENSATOR PP8-15EXPO	RG08290
	300	EMERGENCY BUTTON FOR POTATO PEELER	RG04300
	328	EMERGENCY BUTTON CONTACT P/PEELER	RG04328
	332	STRAIN RELIEF FOR POTATO PEELER	RG04332
	334	STRAIN RELIEF FOR POTATO PEELER	RG04334
	340	PCB BOX FOR POTATO PEELER	RG04340
	342	TIMER+KNOB FOR PP EXPO	RG04342
	348	BUTTON TIMER FOR POTATO PEELER	RG04348
	352	TIMERGRIFF PP EXPO	RG04352
	354	ROT KNOBF PP EXPO	RG04354
	356	GRUN KNOB PP EXPO	RG04356